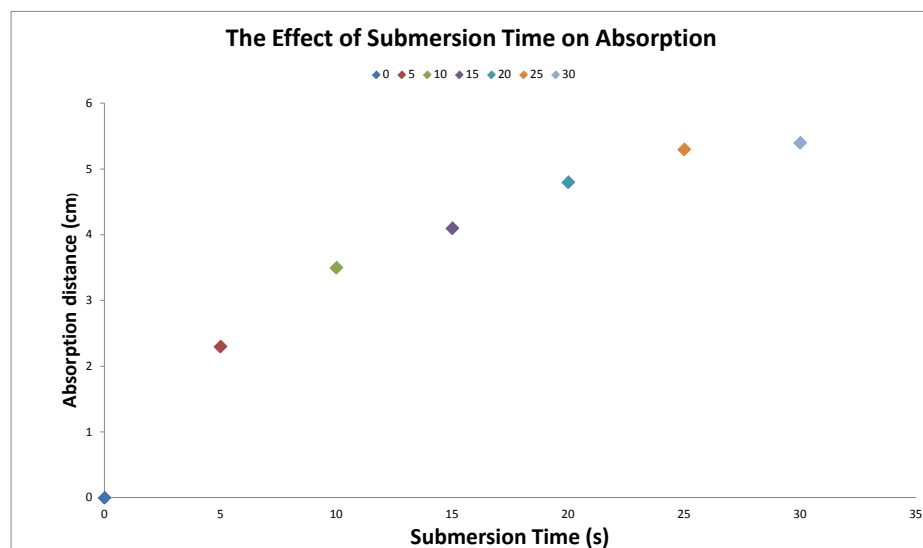
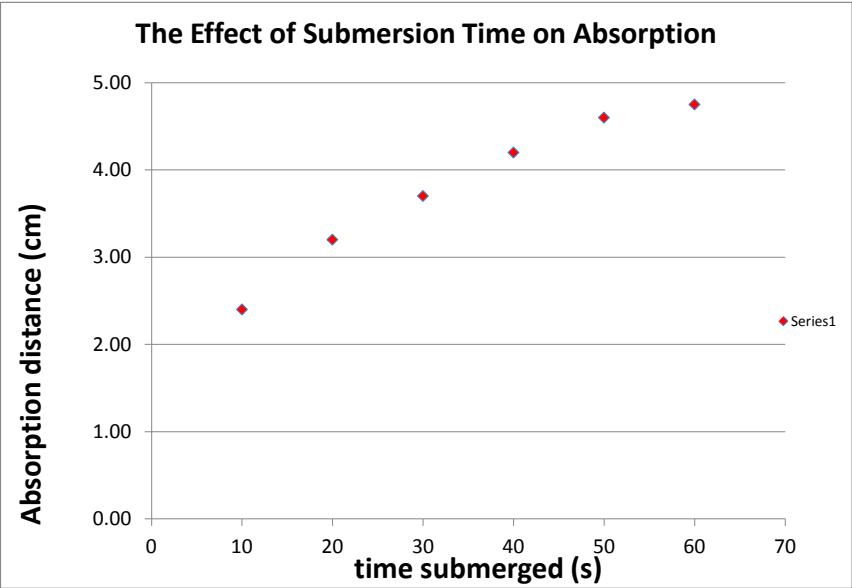


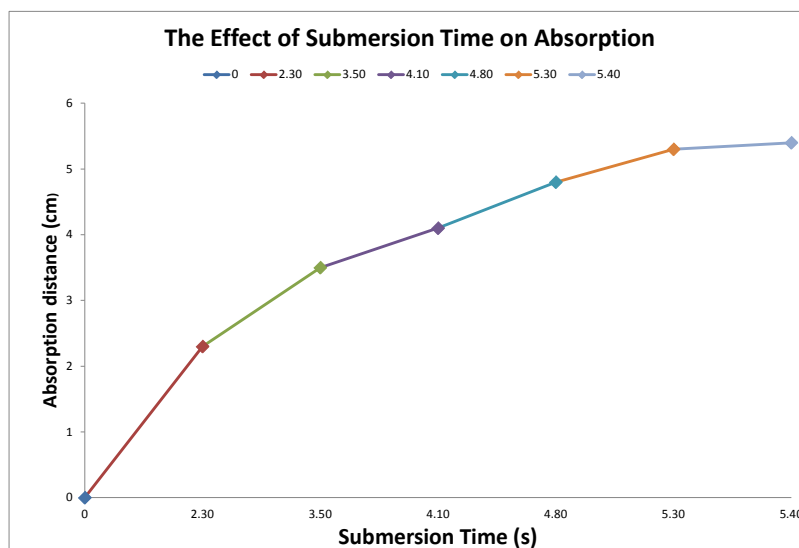
x	y
0	0
5	2.30
10	3.50
15	4.10
20	4.80
25	5.30
30	5.40



x	y
10	2.40
20	3.20
30	3.70
40	4.20
50	4.60
60	4.75

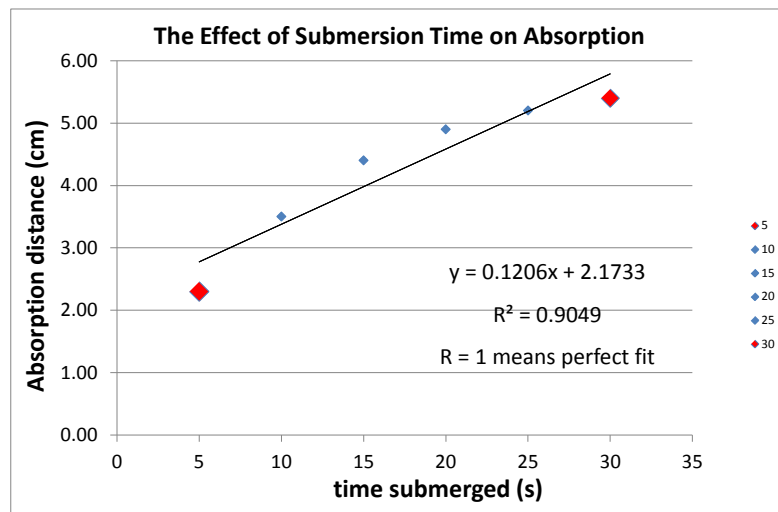


x	y
0	0
5	2.30
10	3.50
15	4.10
20	4.80
25	5.30
30	5.40

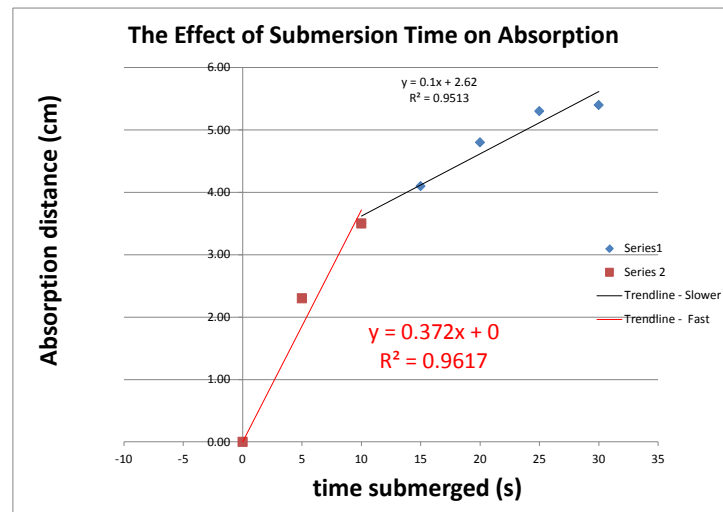


x	y	slope	slope 10s
5	2.30	0.46	
10	3.50	0.24	
15	4.40	0.18	
20	4.90	0.1	
25	5.20	0.06	0.113333
30	5.40	0.04	0.095

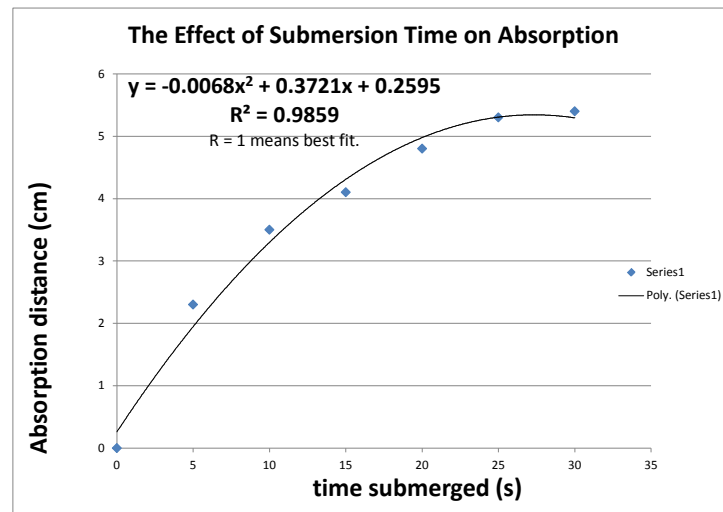
forecast 5 periods



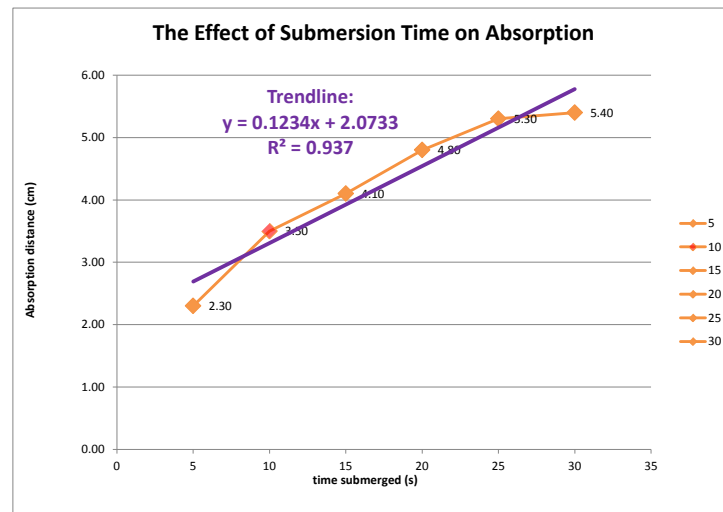
x	y
0	0
5	2.30
10	3.50
15	4.10
20	4.80
25	5.30
30	5.40



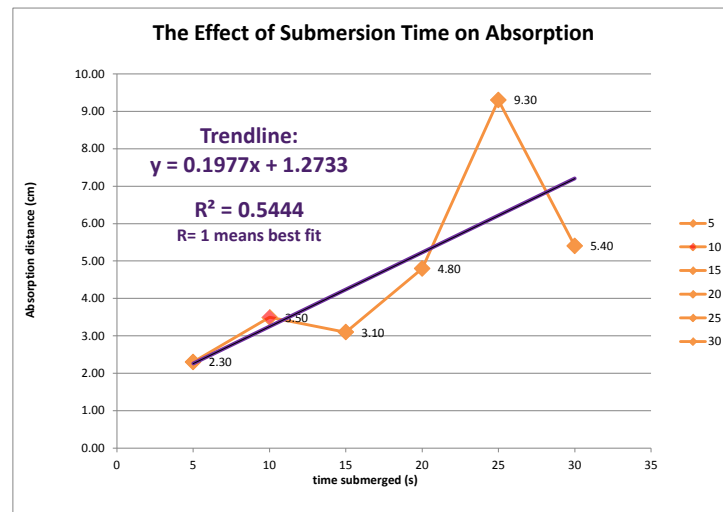
x	y
0	0
5	2.30
10	3.50
15	4.10
20	4.80
25	5.30
30	5.40



x	y
0	0
5	2.30
10	3.50
15	4.10
20	4.80
25	5.30
30	5.40



x	y
0	0
5	2.30
10	3.50
15	3.10
20	4.80
25	9.30
30	5.40



x	y
10	2.65
20	3.10
30	3.70
40	4.20
50	4.60
60	4.90

x	y
1	1
2	2
3	3
4	4

