

Chem Bell Work, Jan 8 – 11, 2018

Safety,

Bell Work, Monday, Jan 8



1. When is it okay to work alone in the lab?

- a. Never
- b. Always
- c. If it is okay with your lab partner.
- d. Sometimes
- e. None of the above.

2. What should you do before the lab begins?

- a. Always listen to directions given in class
- b. Read the instructions or handout.
- c. Gather up lab supplies
- d. a & b
- e. a & c

Bell Work, Monday, Jan 8



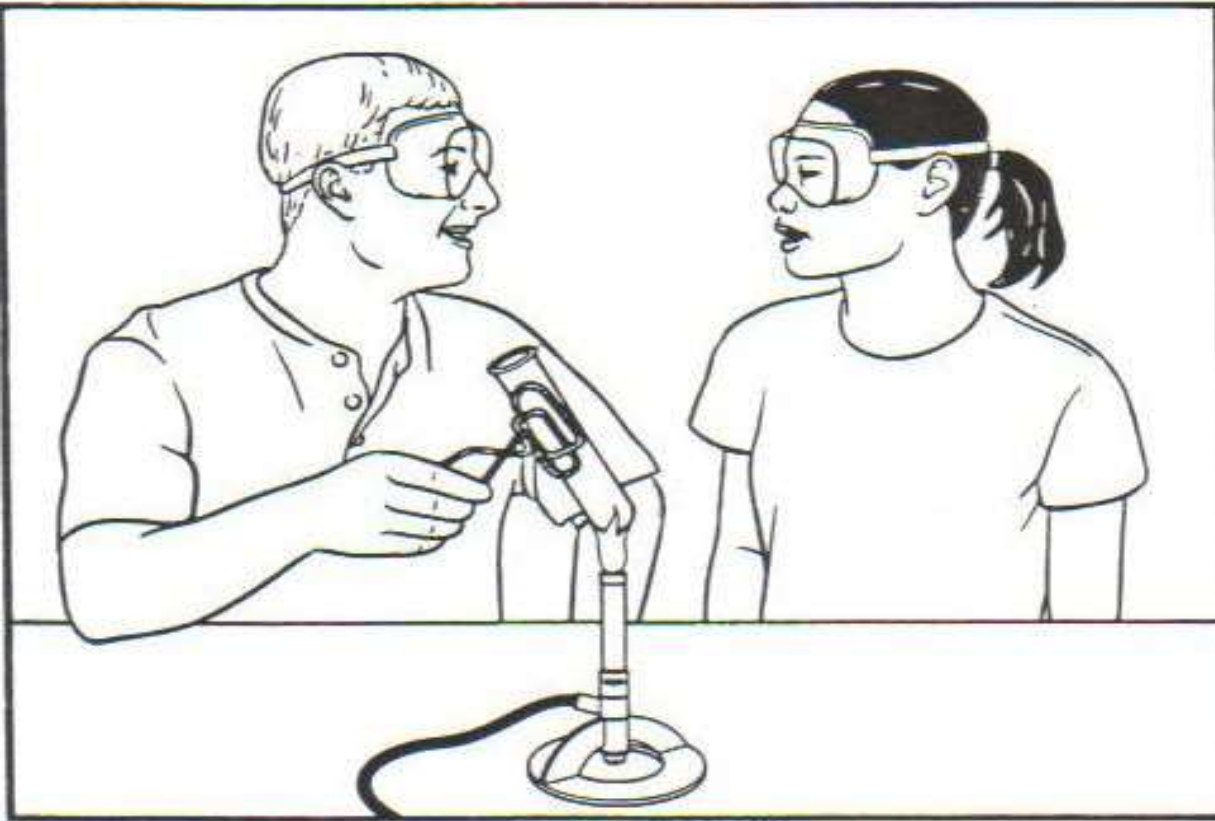
3. If your lab partner gets something in his or her eyes you should do all the following except

- a. Bring your partner to the eyewash station.
- b. Tell your partner to go to eyewash station while you continue to work on the experiment.**
- c. Help your partner flush their eyes.
- d. Tell teacher.
- e. All answers are correct.

4. At the end of lab I should

- a. Clean up my work area.**
- b. Leave everything for the next class
- c. Follow teachers instructions.**
- d. Answers a & c are correct.**

Bell Work, Tuesday, Jan 9



**DO NOT DRAW
THE
PICTURES**

picture 1

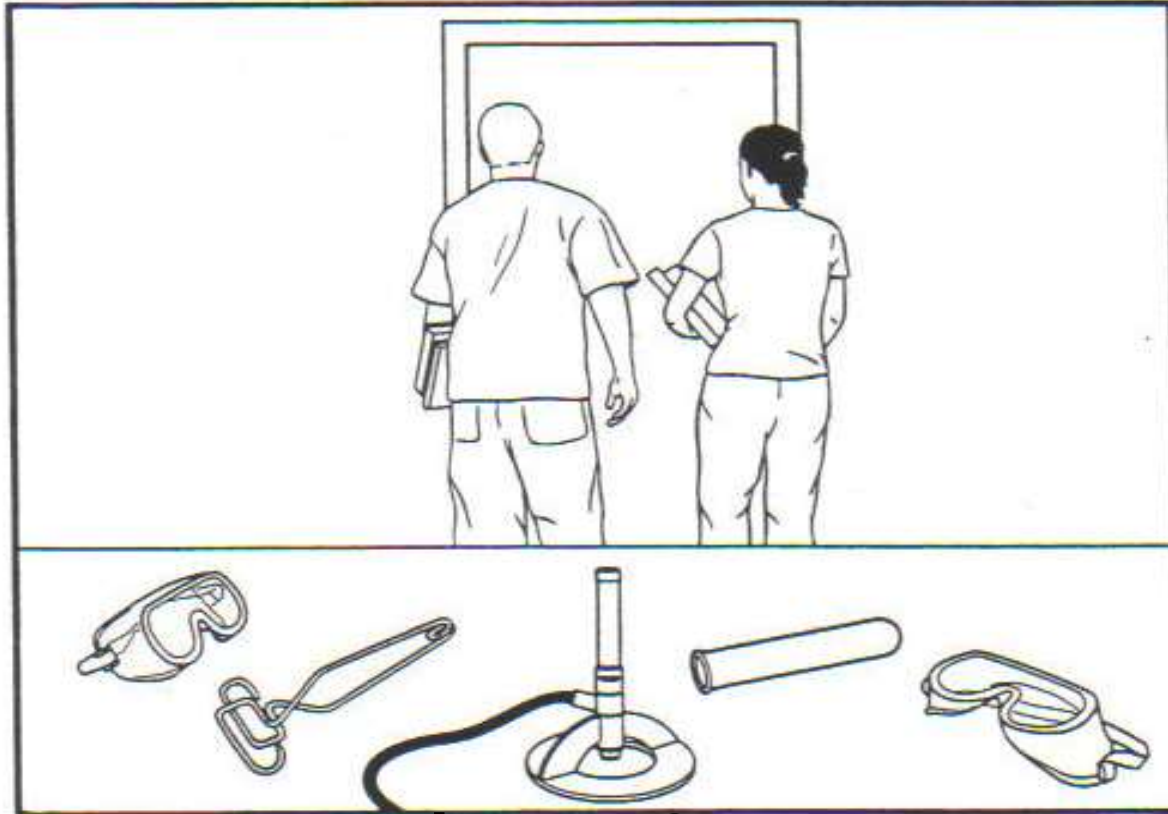
1. Explain what safety rule(s) these students are violating in picture 1?

Answers Bell Work, Tuesday, Jan 9

1. picture 1:

- **The students are not paying attention to what they are doing.**
- They are socializing instead of paying attention to what they are doing.
- **He is pointing the test tube at his face.**
- **Never point the end of a test tube or any other container towards yourself and other people.**

Bell Work, Wednesday, Jan 10

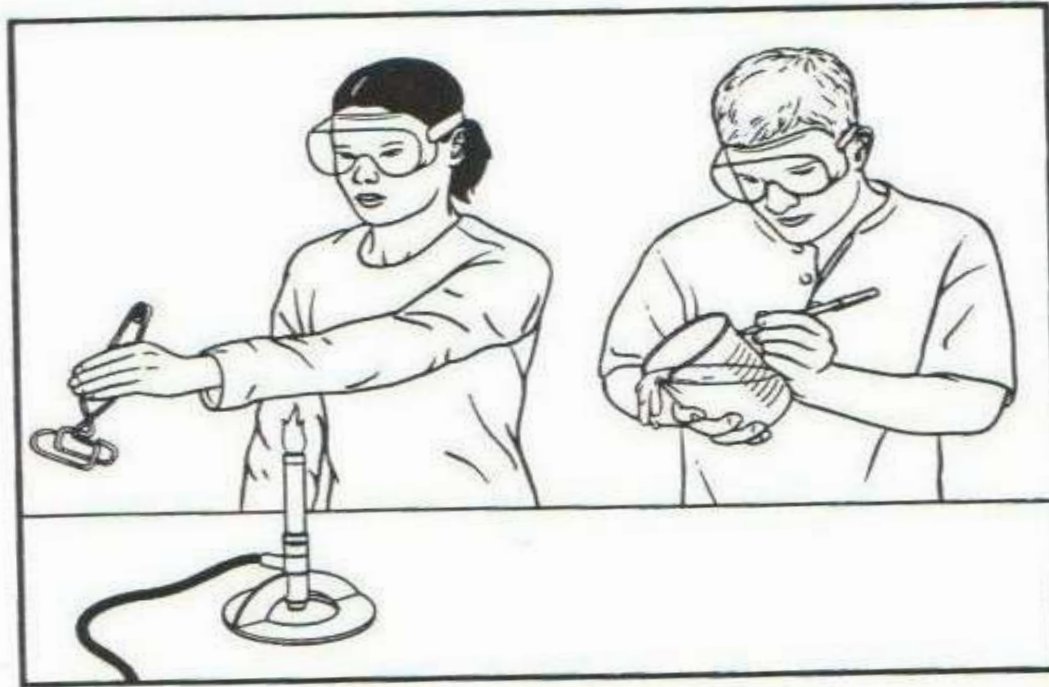


picture 2

2. Explain what safety rule(s) these students are violating in the picture 2?

2. Clean up before you leave the lab.

Bell Work, Thursday, Jan 11



15

picture 3

1. Explain what safety rule(s) these students are violating in picture 3?

Bell Work, Thursday, Jan 11



picture 4

2. Explain what safety rule(s) this student is violating in picture 4?

Bell Work, Thursday, Jan 11

1. Picture 3:

- **The girl has her arm over the flame.**
- The boy is not being careful because he is spilling liquid from his beaker.

2. Picture 4:

- **She is not wearing goggles.**
- **There are unnecessary items are on the lab table.**
- **She is working alone.**